




Oxford Cambridge and RSA

Thursday 22 October 2020 – Afternoon

A Level Further Mathematics A

Y544/01 Discrete Mathematics

Time allowed: 1 hour 30 minutes



You must have:

- the Printed Answer Booklet
- the Formulae Booklet for A Level Further Mathematics A
- a scientific or graphical calculator

INSTRUCTIONS

- Use black ink. You can use an HB pencil, but only for graphs and diagrams.
- Write your answer to each question in the space provided in the **Printed Answer Booklet**. If you need extra space use the lined pages at the end of the Printed Answer Booklet. The question numbers must be clearly shown.
- Fill in the boxes on the front of the Printed Answer Booklet.
- Answer **all** the questions.
- Where appropriate, your answer should be supported with working. Marks might be given for using a correct method, even if your answer is wrong.
- Give non-exact numerical answers correct to 3 significant figures unless a different degree of accuracy is specified in the question.
- The acceleration due to gravity is denoted by $g \text{ m s}^{-2}$. When a numerical value is needed use $g = 9.8$ unless a different value is specified in the question.
- Do **not** send this Question Paper for marking. Keep it in the centre or recycle it.

INFORMATION

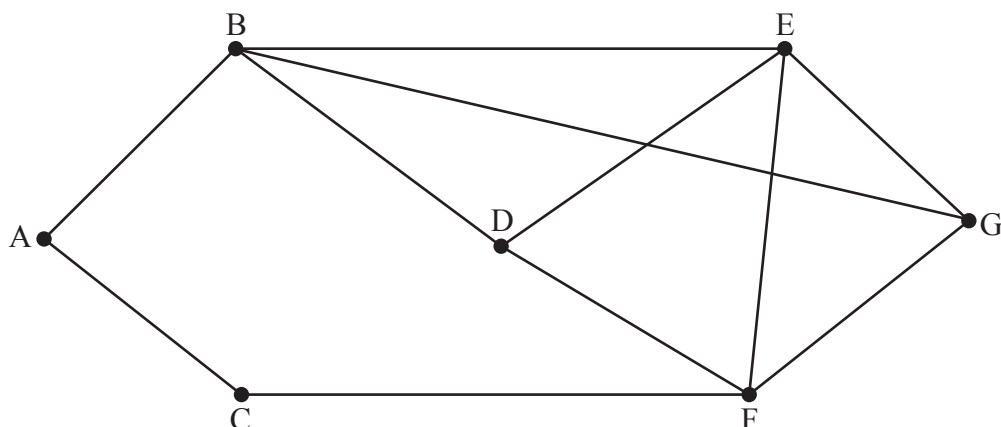
- The total mark for this paper is **75**.
- The marks for each question are shown in brackets [].
- This document has **8** pages.

ADVICE

- Read each question carefully before you start your answer.

Answer **all** the questions.

- 1 This question is about the planar graph shown below.



- (a) (i) Apply Kuratowski's theorem to verify that the graph is planar. [2]
- (ii) Use Euler's formula to calculate the number of regions in a planar representation of the graph. [1]
- (b) (i) Write down a Hamiltonian cycle for the graph. [1]
- (ii) By finding a suitable pair of vertices, show that Ore's theorem cannot be used to prove that the graph, as shown above, is Hamiltonian. [2]
- (c) (i) Draw the graph formed by using the contractions AB and CF. [1]
- (ii) Use Ore's theorem to show that this contracted graph is Hamiltonian. [2]

- 2 Annie and Brett play a two-person, simultaneous play game. The table shows the pay-offs for Annie and Brett in the form (a, b) . So, for example, if Annie plays strategy K and Brett plays strategy S, Annie wins 2 points and Brett wins 6 points.

		Brett		
		R	S	T
Annie	K	(7, 3)	(2, 6)	(5, 3)
	L	(1, 5)	(8, 2)	(2, 5)
	M	(3, 2)	(1, 5)	(4, 6)

- (a) (i) Determine the play-safe strategy for Annie. [2]
- (ii) Show that the play-safe strategy for Brett is T. [2]
- (b) (i) If Annie knows that Brett is planning on playing strategy T, which strategy should Annie play to maximise her points? [1]
- (ii) If Brett knows that Annie is planning on playing the strategy identified in part (b)(i), which strategy should Brett play to maximise his points? [1]
- (c) Show that, for Brett, strategy R is weakly dominated. [2]
- (d) Using a graphical method, determine the optimal mixed strategy for Brett. [4]
- (e) Show that the game has no Nash equilibrium points. [2]

3 An initial simplex tableau is shown below.

P	x	y	z	s	t	RHS
1	-3	1	0	0	0	0
0	2	0	1	1	0	18
0	-1	2	3	0	1	20

(a) Write down the objective for the problem that is represented by this initial tableau. [2]

Variables s and t are slack variables.

(b) Use the final row of the initial tableau to explain what a slack variable is. [2]

(c) Carry out one iteration of the simplex algorithm and hence:
• give the pivot column used and the value of the pivot element
• write down the value of P after this iteration
• find the values of x , y and z after this iteration
• describe the effect of the iteration geometrically. [8]

- 4 (a) Show that there are 127 ways to partition a set of 8 distinct elements into two non-empty subsets. [3]

A group of 8 people (A, B, ...) have 8 reserved seats (1, 2, ...) on a coach. Seat 1 is reserved for person A, seat 2 for person B, and so on. The reserved seats are labelled but the individual people do not know which seat has been reserved for them.

The first 4 people, A, B, C and D, choose their seats at random from the 8 reserved seats.

- (b) Determine how many different arrangements there are for the seats chosen by A, B, C and D. [2]

The group organiser moves A, B, C and D to their correct seats (A in seat 1, B in seat 2, C in seat 3 and D in seat 4).

The other 4 people (E, F, G and H) then choose their seats at random from the remaining 4 reserved seats (5, 6, 7 and 8).

- (c) List the 9 derangements of {E, F, G, H}, where none of these four people is in the seat that has been reserved for them. [3]

Suppose, instead, that the 8 people had chosen their seats at random from the 8 reserved seats, without the organiser intervening.

- (d) Determine the total number of ways in which the seats can be chosen so that 4 of the people are in their correct seats and 4 are not in their correct seats. [2]

- 5 The manager of a farm shop wants to pave routes on the farm so that, after visiting the shop, customers can visit the animals in fields A, B, C, D and E.
The table shows the cost, in £, of making a paved path between each pair of fields.
A river means that it is not possible to make a paved path between C and E.

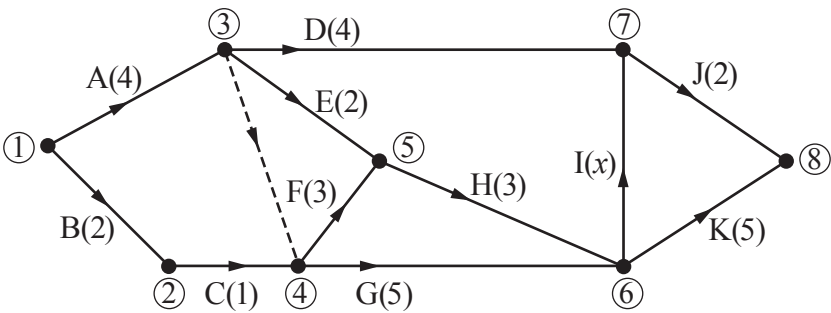
A, B	A, C	A, D	A, E	B, C	B, D	B, E	C, D	C, E	D, E
300	500	900	700	200	600	400	500	–	100

- (a) Determine the minimum cost of connecting the fields. [2]
- (b) (i) By applying the lower bound algorithm to each vertex in turn, determine a best lower bound for P , the minimum cost of making a circular tour (cycle) of paved paths that visits each field once. [4]
- (ii) By applying the nearest neighbour algorithm, starting at each vertex in turn, find a best upper bound for P . You do not need to attempt any route improvements. [4]
- (iii) Give the order in which the fields are visited in a circular tour of paved paths that corresponds to the best upper bound found in part (b)(ii). [2]
- (c) Give a practical reason why the total cost of paving for the project might be more than the best upper bound found in part (b)(ii). [1]

It becomes possible to use an existing bridge to make a paved route between C and E.
Using this bridge, there is a new indirect route from A to D that costs less than £900 to pave.

- (d) When this bridge is used, what can be determined about the minimum cost of
- (i) paving the route between C and E [2]
- (ii) connecting all the fields? [2]

6 A project is represented by the activity on arc network below.



The duration of each activity (in minutes) is shown in brackets, apart from activity I.

- (a) Suppose that the minimum completion time for the project is 15 minutes.
- (i) By calculating the early event times, determine the range of values for x . [3]
- (ii) By calculating the late event times, determine which activities **must** be critical. [3]

The table shows the number of workers needed for each activity.

Activity	A	B	C	D	E	F	G	H	I	J	K
Workers	2	1	1	2	n	1	2	1	1	1	4

- (b) Determine the maximum possible value for n if 5 workers can complete the project in 15 minutes. Explain your reasoning. [4]

The duration of activity F is reduced to 1.5 minutes, but only 4 workers are available. The minimum completion time is no longer 15 minutes.

- (c) Determine the minimum project completion time in this situation. [1]
- (d) Find the maximum possible value for x for this minimum project completion time. [1]
- (e) Find the maximum possible value for n for this minimum project completion time. [1]

END OF QUESTION PAPER



Oxford Cambridge and RSA

Copyright Information

OCR is committed to seeking permission to reproduce all third-party content that it uses in its assessment materials. OCR has attempted to identify and contact all copyright holders whose work is used in this paper. To avoid the issue of disclosure of answer-related information to candidates, all copyright acknowledgements are reproduced in the OCR Copyright Acknowledgements Booklet. This is produced for each series of examinations and is freely available to download from our public website (www.ocr.org.uk) after the live examination series.

If OCR has unwittingly failed to correctly acknowledge or clear any third-party content in this assessment material, OCR will be happy to correct its mistake at the earliest possible opportunity.

For queries or further information please contact The OCR Copyright Team, The Triangle Building, Shaftesbury Road, Cambridge CB2 8EA.

OCR is part of the Cambridge Assessment Group; Cambridge Assessment is the brand name of University of Cambridge Local Examinations Syndicate (UCLES), which is itself a department of the University of Cambridge.