



GCE

Mathematics

Unit **4737**: Decision Mathematics 2

Advanced GCE

Mark Scheme for June 2016

OCR (Oxford Cambridge and RSA) is a leading UK awarding body, providing a wide range of qualifications to meet the needs of candidates of all ages and abilities. OCR qualifications include AS/A Levels, Diplomas, GCSEs, Cambridge Nationals, Cambridge Technicals, Functional Skills, Key Skills, Entry Level qualifications, NVQs and vocational qualifications in areas such as IT, business, languages, teaching/training, administration and secretarial skills.

It is also responsible for developing new specifications to meet national requirements and the needs of students and teachers. OCR is a not-for-profit organisation; any surplus made is invested back into the establishment to help towards the development of qualifications and support, which keep pace with the changing needs of today's society.

This mark scheme is published as an aid to teachers and students, to indicate the requirements of the examination. It shows the basis on which marks were awarded by examiners. It does not indicate the details of the discussions which took place at an examiners' meeting before marking commenced.
















All examiners are instructed that alternative correct answers and unexpected approaches in candidates' scripts must be given marks that fairly reflect the relevant knowledge and skills demonstrated.

Mark schemes should be read in conjunction with the published question papers and the report on the examination.

OCR will not enter into any discussion or correspondence in connection with this mark scheme.

© OCR 2016

These are the annotations, (including abbreviations), including those used in scoris, which are used when marking

Annotation in scoris	Meaning
 and 	
	Benefit of doubt
	Follow through
	Ignore subsequent working
  ,	Method mark awarded 0, 1
  ,	Accuracy mark awarded 0, 1
  ,	Independent mark awarded 0, 1
	Special case
	Omission sign
	Misread
	

Other abbreviations in mark scheme	Meaning
M1 dep*	Method mark dependent on a previous mark, indicated by *
cao	Correct answer only
oe	Or equivalent
rot	Rounded or truncated
soi	Seen or implied
nfww	Not from wrong working

1. Here are the subject specific instructions for this question paper

- a Annotations should be used whenever appropriate during your marking.

The A, M and B annotations must be used on your standardisation scripts for responses that are not awarded either 0 or full marks. It is vital that you annotate standardisation scripts fully to show how the marks have been awarded.

For subsequent marking you must make it clear how you have arrived at the mark you have awarded.

- b An element of professional judgement is required in the marking of any written paper. Remember that the mark scheme is designed to assist in marking incorrect solutions. Correct *solutions* leading to correct answers are awarded full marks but work must not be judged on the answer alone, and answers that are given in the question, especially, must be validly obtained; key steps in the working must always be looked at and anything unfamiliar must be investigated thoroughly.

Correct but unfamiliar or unexpected methods are often signalled by a correct result following an *apparently* incorrect method. Such work must be carefully assessed. When a candidate adopts a method which does not correspond to the mark scheme, award marks according to the spirit of the basic scheme; if you are in any doubt whatsoever (especially if several marks or candidates are involved) you should contact your Team Leader.

- c The following types of marks are available.

M

A suitable method has been selected and *applied* in a manner which shows that the method is essentially understood. Method marks are not usually lost for numerical errors, algebraic slips or errors in units. However, it is not usually sufficient for a candidate just to indicate an intention of using some method or just to quote a formula; the formula or idea must be applied to the specific problem in hand, eg by substituting the relevant quantities into the formula. In some cases the nature of the errors allowed for the award of an M mark may be specified.

A

Accuracy mark, awarded for a correct answer or intermediate step correctly obtained. Accuracy marks cannot be given unless the associated Method mark is earned (or implied). Therefore M0 A1 cannot ever be awarded.

B

Mark for a correct result or statement independent of Method marks.

Unless otherwise indicated, marks once gained cannot subsequently be lost, eg wrong working following a correct form of answer is ignored. Sometimes this is reinforced in the mark scheme by the abbreviation isw. However, this would not apply to a case where a candidate passes through the correct answer as part of a wrong argument.

- d When a part of a question has two or more 'method' steps, the M marks are in principle independent unless the scheme specifically says otherwise; and similarly where there are several B marks allocated. (The notation 'dep *' is used to indicate that a particular mark is dependent on an earlier, asterisked, mark in the scheme.) Of course, in practice it may happen that when a candidate has once gone wrong in a part of a question, the work from there on is worthless so that no more marks can sensibly be given. On the other hand, when two or more steps are successfully run together by the candidate, the earlier marks are implied and full credit must be given.
- e The abbreviation ft implies that the A or B mark indicated is allowed for work correctly following on from previously incorrect results. Otherwise, A and B marks are given for correct work only — differences in notation are of course permitted. A (accuracy) marks are not given for answers obtained from incorrect working. When A or B marks are awarded for work at an intermediate stage of a solution, there may be various alternatives that are equally acceptable. In such cases, exactly what is acceptable will be detailed in the mark scheme rationale. If this is not the case please consult your Team Leader.

Sometimes the answer to one part of a question is used in a later part of the same question. In this case, A marks will often be 'follow through'. In such cases you must ensure that you refer back to the answer of the previous part question even if this is not shown within the image zone. You may find it easier to mark follow through questions candidate-by-candidate rather than question-by-question.

- f Wrong or missing units in an answer should not lead to the loss of a mark unless the scheme specifically indicates otherwise. Candidates are expected to give numerical answers to an appropriate degree of accuracy, with 3 significant figures often being the norm. Small variations in the degree of accuracy to which an answer is given (e.g. 2 or 4 significant figures where 3 is expected) should not normally be penalised, while answers which are grossly over- or under-specified should normally result in the loss of a mark. The situation regarding any particular cases where the accuracy of the answer may be a marking issue should be detailed in the mark scheme rationale. If in doubt, contact your Team Leader.
 - g Rules for replaced work
- If a candidate attempts a question more than once, and indicates which attempt he/she wishes to be marked, then examiners should do as the candidate requests.

If there are two or more attempts at a question which have not been crossed out, examiners should mark what appears to be the last (complete) attempt and ignore the others.

NB Follow these maths-specific instructions rather than those in the assessor handbook.

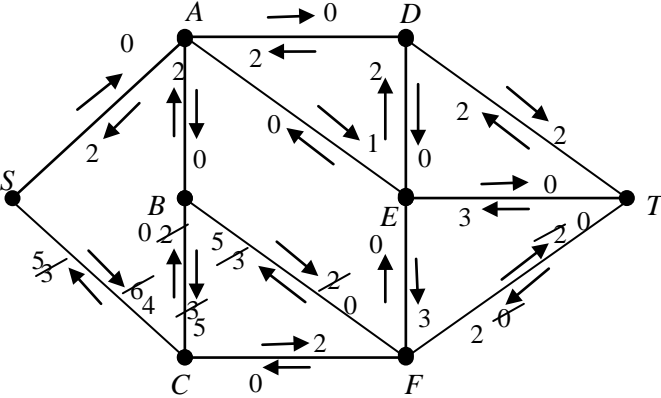
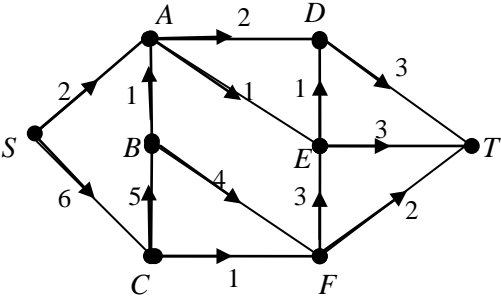
- h For a *genuine* misreading (of numbers or symbols) which is such that the object and the difficulty of the question remain unaltered, mark according to the scheme but following through from the candidate's data. A penalty is then applied; 1 mark is generally appropriate, though this may differ for some units. This is achieved by withholding one A mark in the question.

Note that a miscopy of the candidate's own working is not a misread but an accuracy error.

- 2. Here is the mark scheme for this question paper.

MARK SCHEME

Question			Answer/Indicative content	Mark	Guidance
1	(i)		JF – 3 – ND – 4 1 = MA (Mar/Apr) 2 3 = JF (Jan/Feb) 4 = ND (Nov/Dec) 5 = JA (Jul/Aug) 6 = MJ (May/Jun)	M1	Alternating path (cao), allow any unambiguous notation Must be written down not implied from diagram or from matching
				A1	This incomplete matching written (cao, with unambiguous notation for months) 2 may e.g. blank, –, X, but NOT paired with SO
				[2]	
	(ii)		SO – 5 – JA – 2 1 = MA (Mar/Apr) 2 = JA (Jul/Aug) 3 = JF (Jan/Feb) 4 = ND (Nov/Dec) 5 = SO (Sep/Oct) 6 = MJ (May/Jun)	M1	Alternating path, following from a valid path used in (i), allow any unambiguous notation Must be written down not implied from diagram or from matching
				A1	Complete matching from their path, written with unambiguous notation for months
				[2]	
	(iii)		3 must pair with JF (since 3 is the only picture that is suitable for JF), so 3 cannot be paired with SO or ND. This means that 5 must pair with SO and 4 with ND 1 = MJ (May/Jun) 2 = MA (Mar/Apr) 3 = JF (Jan/Feb) 4 = ND (Nov/Dec) 5 = SO (Sep/Oct) 6 = JA (Jul/Aug)	M1	Identifying 3 = JF
				A1	Stating that this leads to 5 = SO and 4 = ND (need some words here, or \Rightarrow , and must follow from 3 = JF first)
			B1 ft	A correct complete matching that is not the same as the one credited in part (ii) (i.e. this matching or the one that is given in (ii) above, if that was not credited in (ii)) If more than one matching given, need both correct and no extras	
				[3]	

Question			Answer/Indicative content	Mark	Guidance
2	(i)		<p><i>FT</i> has capacity 2 litres per second <i>DT</i> has capacity 4 litres per second</p> <p>Value of cut = 4+3+2 = 9 litres per second</p>	B1 B1 M1 A1 [4]	<p><i>FT</i> = 2 (cao) <i>DT</i> = 4 (cao) Ignore any extra arc capacities if given</p> <p>4+3+2 or (numerically) their <i>DT</i> capacity+3+their <i>FT</i> capacity (soi) 9 (cao) (units may be implied)</p>
	(ii)	(a)		M1 A1	<p>Updating route <i>SCBFT</i> Correct updating of <i>SCBFT</i></p> <p>(May show a second updating, in which case the first updating must be able to be seen)</p>
		(b)	<p>Flow augmenting route <i>S-C-F-B-A-E-D-T</i> Flow = 1</p>	M1 A1 [4]	<p><i>S C F B A E D T</i> (cao) 1 (cao)</p>
(iii)			 <p>Cut that separates {<i>S, A, B, C, F</i>} from {<i>D, E, T</i>}</p>	B1 B1 [2]	<p>Valid flow of 8 litres per second</p> <p>SC: With <i>CBF</i> -1 and <i>CF</i> +1 and/or with <i>EDT</i> +1, <i>ET</i> -1 (i.e. allow <i>CB</i> = 4, <i>BF</i> = 3, <i>CF</i> = 2 and/or <i>ED</i> = 2, <i>DT</i> = 4, <i>ET</i> = 2)</p> <p>Cut through arcs <i>AD, AE, EF, FT</i> (may be drawn on diagram, provided it is obvious which cut is the answer) (cao)</p>

Question			Answer/Indicative content					Mark	Guidance	
3	(i)		Add a dummy column of equal non-negative values					B1	Making a square matrix by adding a column of equal values (even if values are zero) [Dummy column is labelled as X here, but it may have any label] Deleting row D gets B0 but can get other marks	
			e.g.	L	S	T	X			
			A	86	88	90	100			(-86)
			B	92	94	95	100			(-92)
			C	88	92	94	100			(-88)
			D	98	100	98	100			(-98)
			Rows reduced							
			e.g.	L	S	T	X			
			A	0	2	4	14			
			B	0	2	3	8			
C	0	4	6	12						
D	0	2	0	2						
(0) (-2) (-0) (-2)										
Columns reduced										
e.g.	L	S	T	X						
A	0	0	4	12						
B	0	0	3	6						
C	0	2	6	10						
D	0	0	0	0						

10

Question			Answer/Indicative content	Mark	Guidance																																							
5	(i)		F and H	M1 A1 [2]	Either F or H in a list of no more than four activities Both F and H (become critical, and no others). Allow C , F and H																																							
	(ii)		<table><tr><th>Activity</th><th>Preceded by</th><th>Activity</th><th>Preceded by</th></tr><tr><td>A</td><td>-</td><td>G</td><td>E</td></tr><tr><td>B</td><td>-</td><td>H</td><td>E, F</td></tr><tr><td>C</td><td>-</td><td>I</td><td>G, H</td></tr><tr><td>D</td><td>A</td><td>J</td><td>H</td></tr><tr><td>E</td><td>B, D</td><td></td><td></td></tr><tr><td>F</td><td>B, C, D</td><td></td><td></td></tr></table>	Activity	Preceded by	Activity	Preceded by	A	-	G	E	B	-	H	E, F	C	-	I	G, H	D	A	J	H	E	B, D			F	B, C, D			B1 B1 [2]	Immediate predecessors correct (with no extras) for A to F Immediate predecessors for A, B, C may be left blank Immediate predecessors correct (with no extras) for G to J											
Activity	Preceded by	Activity	Preceded by																																									
A	-	G	E																																									
B	-	H	E, F																																									
C	-	I	G, H																																									
D	A	J	H																																									
E	B, D																																											
F	B, C, D																																											
	(iii)		<div><p>Minimum project completion time = 60 minutes (or 1 hour) Critical activities A, B, D, E, H, J</p></div>	M1 A1 M1 A1 B1 B1 [6]	Forward pass with at most one independent error Forward pass correct Backward pass with at most one independent error Backward pass correct (including 0 and 60) 60 (units not necessary) or 1 hour (with units), (cao, not ft) A, B, D, E, H, J (cao, not ft)																																							
	(iv)		eg Person 1 <table><tr><td>A</td><td>A</td><td>D</td><td></td><td></td><td></td><td></td><td></td><td></td><td></td><td></td><td></td><td></td></tr><tr><td>B</td><td>B</td><td>B</td><td>E</td><td>E</td><td>E</td><td>H</td><td>H</td><td>H</td><td>J</td><td>J</td><td>J</td><td></td></tr><tr><td>C</td><td>C</td><td></td><td>F</td><td></td><td></td><td>G</td><td>G</td><td></td><td>I</td><td></td><td></td><td></td></tr></table> Person 2 Person 3	A	A	D											B	B	B	E	E	E	H	H	H	J	J	J		C	C		F			G	G		I				B1 B1 [2]	One person per activity (but it does not matter who does what) Start times and durations correct for critical activities Start times and durations correct for non-critical activities
A	A	D																																										
B	B	B	E	E	E	H	H	H	J	J	J																																	
C	C		F			G	G		I																																			
	(v)		eg Person 1 <table><tr><td>A</td><td>A</td><td>D</td><td>C</td><td>C</td><td>F</td><td>G</td><td>G</td><td></td><td>I</td><td></td><td></td><td></td></tr><tr><td>B</td><td>B</td><td>B</td><td>E</td><td>E</td><td>E</td><td>H</td><td>H</td><td>H</td><td>J</td><td>J</td><td>J</td><td></td></tr></table> Person 2	A	A	D	C	C	F	G	G		I				B	B	B	E	E	E	H	H	H	J	J	J		B1 B1 [2]	One person per activity (but it does not matter who does what) Start times and durations correct for critical activities Valid start times and correct durations for non-critical activities													
A	A	D	C	C	F	G	G		I																																			
B	B	B	E	E	E	H	H	H	J	J	J																																	
	(vi)		Would need to reduce B as well So cheapest method is to reduce H and J at a total cost of £1000	B1 B1 [2]	If A is reduced then B must be reduced as well H, J and 1000 (cao) (seen, not implied)																																							

Question			Answer/Indicative content	Mark	Guidance																																															
6	(i)		<table border="1"><thead><tr><th>Stage</th><th>State</th><th>Action</th><th>Working</th><th>Suboptimal maximum</th></tr></thead><tbody><tr><td rowspan="2">3</td><td>0</td><td>0</td><td>1</td><td>1</td></tr><tr><td>1</td><td>0</td><td>2</td><td>2</td></tr><tr><td rowspan="4">2</td><td rowspan="2">0</td><td>0</td><td>$1 + 1 = 2$</td><td rowspan="2">3</td></tr><tr><td>1</td><td>$1 + 2 = 3$</td></tr><tr><td rowspan="2">1</td><td>0</td><td>$3 + 1 = 4$</td><td rowspan="2">4</td></tr><tr><td>1</td><td>$1 + 2 = 3$</td></tr><tr><td rowspan="4">1</td><td rowspan="2">0</td><td>0</td><td>$1 + \mathbf{3} = \mathbf{4}$</td><td rowspan="2">4</td></tr><tr><td>1</td><td>$0 + \mathbf{4} = \mathbf{4}$</td></tr><tr><td rowspan="2">1</td><td>0</td><td>$0 + \mathbf{3} = \mathbf{3}$</td><td rowspan="2">5</td></tr><tr><td>1</td><td>$1 + \mathbf{4} = \mathbf{5}$</td></tr><tr><td rowspan="2">0</td><td rowspan="2">0</td><td>0</td><td>$2 + \mathbf{4} = \mathbf{6}$</td><td rowspan="2">7</td></tr><tr><td>1</td><td>$2 + \mathbf{5} = \mathbf{7}$</td></tr></tbody></table> <p>Maximum = 7 Route (0; 0) – (1; 1) – (2; 1) – (3; 0) – (4; 0)</p>	Stage	State	Action	Working	Suboptimal maximum	3	0	0	1	1	1	0	2	2	2	0	0	$1 + 1 = 2$	3	1	$1 + 2 = 3$	1	0	$3 + 1 = 4$	4	1	$1 + 2 = 3$	1	0	0	$1 + \mathbf{3} = \mathbf{4}$	4	1	$0 + \mathbf{4} = \mathbf{4}$	1	0	$0 + \mathbf{3} = \mathbf{3}$	5	1	$1 + \mathbf{4} = \mathbf{5}$	0	0	0	$2 + \mathbf{4} = \mathbf{6}$	7	1	$2 + \mathbf{5} = \mathbf{7}$		<p>B1 Transferring suboptimal values correctly to stage 1 (3, 4, 3, 4 as second element inside brackets)</p> <p>M1 Calculating (their) totals correctly at stage 1 (4, 4, 3, 5)</p> <p>A1 Calculating (their) suboptimal maximum values correctly at stage 1 (4, 5) - need not be lined up with row, provided in correct zone</p> <p>B1 Stage 0 all correct (cao)</p> <p>B1 7 (cao)</p> <p>B1 This route, or in reverse, including (0; 0) and (4; 0)</p> <p>[6]</p>
		Stage	State	Action	Working	Suboptimal maximum																																														
3	0	0	1	1																																																
	1	0	2	2																																																
2	0	0	$1 + 1 = 2$	3																																																
		1	$1 + 2 = 3$																																																	
	1	0	$3 + 1 = 4$	4																																																
		1	$1 + 2 = 3$																																																	
1	0	0	$1 + \mathbf{3} = \mathbf{4}$	4																																																
		1	$0 + \mathbf{4} = \mathbf{4}$																																																	
	1	0	$0 + \mathbf{3} = \mathbf{3}$	5																																																
		1	$1 + \mathbf{4} = \mathbf{5}$																																																	
0	0	0	$2 + \mathbf{4} = \mathbf{6}$	7																																																
		1	$2 + \mathbf{5} = \mathbf{7}$																																																	
(ii)	<p>$0 + 0 + 1 + 0 = 1$</p>	<p>B1</p> <p>[1]</p>	<p>1 (follow through their route from part (i) if possible)</p>																																																	
	(iii)			<p>B1 Structure and vertex labels all correct, arcs must be directed Accept commas used instead of semicolons</p> <p>M1 Arc weights correct for stages 0 and 3 1, 2 from (0; 0) and 1, 2 into (4; 0) (correctly placed)</p> <p>A1 All arc weights correct 1, 1 and 2, 1 for stage 1; 0, 0 and 2, 0 for stage 2 (correctly placed)</p> <p>Need not see working for arc weights</p> <p>[3]</p>																																																

Question			Answer/Indicative content					Mark	Guidance																																															
	(iv)		<table><tr><th>Stage</th><th>State</th><th>Action</th><th>Working</th><th>Suboptimal minimax</th></tr><tr><td rowspan="2">3</td><td>0</td><td>0</td><td>1</td><td>1</td></tr><tr><td>1</td><td>0</td><td>2</td><td>2</td></tr><tr><td rowspan="4">2</td><td rowspan="2">0</td><td>0</td><td>$\max(0, 1) = 1$</td><td rowspan="2">1</td></tr><tr><td>1</td><td>$\max(0, 2) = 2$</td></tr><tr><td rowspan="2">1</td><td>0</td><td>$\max(2, 1) = 2$</td><td rowspan="2">2</td></tr><tr><td>1</td><td>$\max(0, 2) = 2$</td></tr><tr><td rowspan="4">1</td><td rowspan="2">0</td><td>0</td><td>$\max(1, 1) = 1$</td><td rowspan="2">1</td></tr><tr><td>1</td><td>$\max(1, 2) = 2$</td></tr><tr><td rowspan="2">1</td><td>0</td><td>$\max(2, 1) = 2$</td><td rowspan="2">2</td></tr><tr><td>1</td><td>$\max(1, 2) = 2$</td></tr><tr><td rowspan="2">0</td><td rowspan="2">0</td><td>0</td><td>$\max(1, 1) = 1$</td><td rowspan="2">1</td></tr><tr><td>1</td><td>$\max(2, 2) = 2$</td></tr></table>					Stage	State	Action	Working	Suboptimal minimax	3	0	0	1	1	1	0	2	2	2	0	0	$\max(0, 1) = 1$	1	1	$\max(0, 2) = 2$	1	0	$\max(2, 1) = 2$	2	1	$\max(0, 2) = 2$	1	0	0	$\max(1, 1) = 1$	1	1	$\max(1, 2) = 2$	1	0	$\max(2, 1) = 2$	2	1	$\max(1, 2) = 2$	0	0	0	$\max(1, 1) = 1$	1	1	$\max(2, 2) = 2$	B1ft	Transferring their absolute differences correctly (ft or correct)
			Stage	State	Action	Working	Suboptimal minimax																																																	
			3	0	0	1	1																																																	
				1	0	2	2																																																	
			2	0	0	$\max(0, 1) = 1$	1																																																	
					1	$\max(0, 2) = 2$																																																		
				1	0	$\max(2, 1) = 2$	2																																																	
					1	$\max(0, 2) = 2$																																																		
			1	0	0	$\max(1, 1) = 1$	1																																																	
					1	$\max(1, 2) = 2$																																																		
				1	0	$\max(2, 1) = 2$	2																																																	
					1	$\max(1, 2) = 2$																																																		
			0	0	0	$\max(1, 1) = 1$	1																																																	
					1	$\max(2, 2) = 2$																																																		
			M1	Working values for stage 2 calculated as the maximum of their absolute difference and appropriate suboptimal value from stage 3																																																				
A1	Suboptimal minimax for stage 2 calculated as the minimum of their working (max) values for each state and indicated																																																							
M1	Working column <u>and</u> suboptimal column correct for stage 1, following through their (written) absolute differences and their suboptimal values from stage 2																																																							
A1	Working column <u>and</u> suboptimal column correct for stage 0. Following through their (written) absolute differences and their suboptimal values from stage 1																																																							
B1	This route, or in reverse, (cao)																																																							
[6]																																																								

OCR (Oxford Cambridge and RSA Examinations)
1 Hills Road
Cambridge
CB1 2EU

OCR Customer Contact Centre

Education and Learning

Telephone: 01223 553998

Facsimile: 01223 552627

Email: general.qualifications@ocr.org.uk

www.ocr.org.uk

For staff training purposes and as part of our quality assurance programme your call may be recorded or monitored

Oxford Cambridge and RSA Examinations
is a Company Limited by Guarantee
Registered in England
Registered Office; 1 Hills Road, Cambridge, CB1 2EU
Registered Company Number: 3484466
OCR is an exempt Charity

OCR (Oxford Cambridge and RSA Examinations)
Head office
Telephone: 01223 552552
Facsimile: 01223 552553

© OCR 2016

